

**1/12 Scale Earth Digger 4200XL Hydraulic Excavator (RTR) (Version 2.0)**

**Part Nr. VV-JD00002**



(HD Siberia bucket and sticker are not included)

**Europe sale for heavy machinery**

***RC-WELT.EU*** *the finest scale parts and more*

Inhaber: Julian Daenzer

Shop: Fruehlingstraße 18

Büro: Weidenweg 36

76275 Ettlingen

eMail: [supportrcwelteu@me.com](mailto:supportrcwelteu@me.com)

**International sale for heavy machinery**

RC4WD

2016 Senter Road

San Jose, CA 95112

email: [support@rc4wd.com](mailto:support@rc4wd.com)

[1]

## CONTENTS

### Note:

- What's included page 3
- Additional parts needed page 3
- optional (UPGRADES) page 3
- Note page 4

### Getting started:

- Oil fill in/check oil page 5
- Power on page 6
- Lights on/off page 7
- Functions with pump and without page 8
- The custom 8 Channel 2.4 Ghz radio page 9



### Excavator in action:

- Upper Arm up/down page 10
- Lower Arm up/down page 10
- Bucket grab/release page 10
- Turn left/right page 11
- Track Movement left/right page 11

### Dimensions:

- Excavator dimensions page 12
- Cabine dimensions page 12
- Track dimensions page 12
- Maximum height/dig depth page 12

**Note:**

## What's included:

- 1x RC4WD 4200XL 1/12 Scale Hydraulic excavator RTR without batteries
- 1x english or german instructions (you can download from RC4WD)



## Additional parts needed:

- Hydrauliköl Viskosität HLP32 Art. Nr. LiRCW 32
- 3S 6500mAh 11.1v 20c Lipo Part # Z-E0038
- Metric Allen Wrench Tools:



## Optional Upgrades

## Replacement parts:

- Earth Digger 4200XL Oil Pump (VVV-S0005)
- Earth Digger 4200XL Stock Excavator Bucket (VVV-S0008)
- Earth Digger 4200XL HV Brushless ESC (VVV-S0009)
- Earth Digger 4200XL Excavator Brushless Motor (VVV-S0010)
- Earth Digger 4200XL Bagger Brushed Regler (VVV-S0011)
- Earth Digger 4200XL Gearbox Motor (15 RPM) (VVV-S0012)
- Earth Digger 4200XL Gearbox Motor (27 RPM) (VVV-S0013)
- Hydraulic Connector 90 degree) (VVV-S0015)
- Hydraulic Connector (straight Version) (VVV-S0016)
- Ventilation Sealing Unit for Hydraulic Oil Tank (VVV-S0020)
- Earth Digger 4200XL Excavator Aluminum Track (VVV-S0028)
- Hydraulik Cylinder (172mm) (VVV-S0035)
- Hydraulik Cylinder (180mm) (VVV-S0036)
- Hydraulik Cylinder (210mm) (VVV-S0037)
- Pressure Relief Valve for Earth Digger (VVV-S0041)



## Tuningteile:

- Siberia Super Duty Schaufel für Earth Digger 4200XL (Z-X0005)
- Earth Digger 4200XL Decals (Z-L0041)
- Earth Digger Excavator Brushless Track Upgrade Set (VVV-S0040)
- Additional Cooler (rcw-cooler)
- [Quick Hitch for RC4WD 4200XL and add buckets](#)



Note:

This product is made for heavy duty usage. Since there is no plastic parts, its designed to last. But hydraulic pump, hoses and electronics system can break over time. Do not let the system overheat during usage. We will have all spare parts available for sell. Pump, hoses are electronics system is not covered under warranty, but we do guarantee fully functional at arrival. Each unit is full tested twice before we ship.

Each unit is professionally assembled, adjusted and tested. Do not adjust the oil pressure switch. Oil pressure will drop as you operate over time.

This Excavator is shipped without oil. You will have to fill the tank your self (Page 5), by using a funnel or tube (not included).

Europe

If you have at any time question about this product or using, contact us. [supportrcwelteu@me.com](mailto:supportrcwelteu@me.com)

International

If you have at any time question about this product or using, contact [support@rc4wd.com](mailto:support@rc4wd.com)



(HD Siberia bucket and sticker are not included but can bought separately)


**Getting started:**

Oil fill in/check oil

Before you begin, you must first fill in the oil. Caution, it is important that you use only specially Hydraulic Oil

For example Earth Digger 4200XL Hydraulic Oil VVV-S0014.

First screw the 4 Flat Head Socket Cap Screws off, you need a 2.0 metric hex driver Pic. 1




Pic.1:



Pic2:

Open the tank with a Flat head Screwdriver (Pic. 2). Attention, carefully screw off the tank and do not lose the sealing ring on the Hydraulic Connector. Pic.3



Pic.3:



Pic.4:

Now you can fill in the oil and check how much is inside with a toothpick for example. Pic 4 Do not fill more than 120ml inside. Close the tank


Power on

We advice the following batteries for use. We have reached the following times with the different type of batteries.


Normally used mixed "Digger and Drive"

5300 mAh 7,4V 2S Lipo	50min
6700 mAh 7,4V 2S Lipo	70min
4500mAh 12V Nimh Akku	35min
5000mAh 11,1V 3S Lipo	40 min

Please use a LiPo Battery Buzzer Alarm because inside the ESC are no alarm. You can place the Battery behind the cabine, fix them please with some Velcro. Pic 5/6



Pic. 5:



Pic. 6:

You can change the batterie over the engine cover Pic. 7(cooler optional) or you can screw off the cabine Pic. 8/6



Pic. 7:



Pic. 8:

Light on/off

You can switch on/off the lights between the engine cover Pic. 9/10



Pic. 9

It is normally that the lights are flicker if the battery goes to the end.



Pic. 10

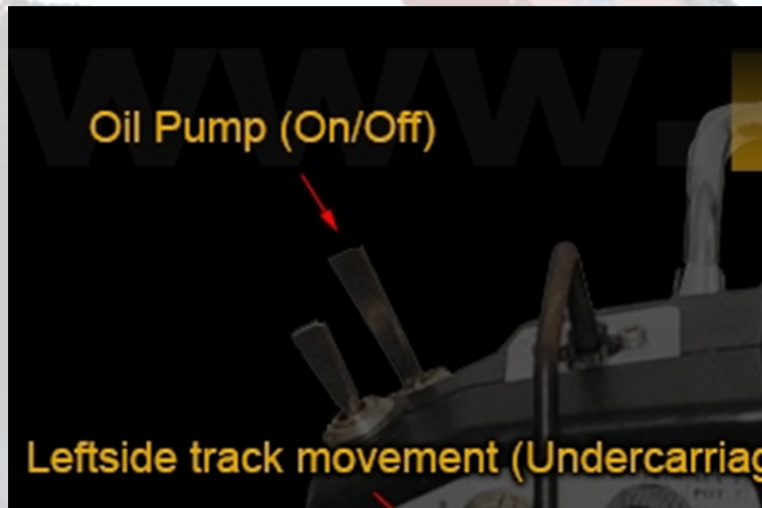


Functions oil pump with and without

Before you put the battery to the system, check, if all switches are in zero position. You can read more about this on page 9 „8 Channel Radio“


Function when oil pump is off: Drive the tracks, turn the turntable

Function when oil pump is on: you can additional use all hydraulic functions (find this on page 10)



Pic. 11:

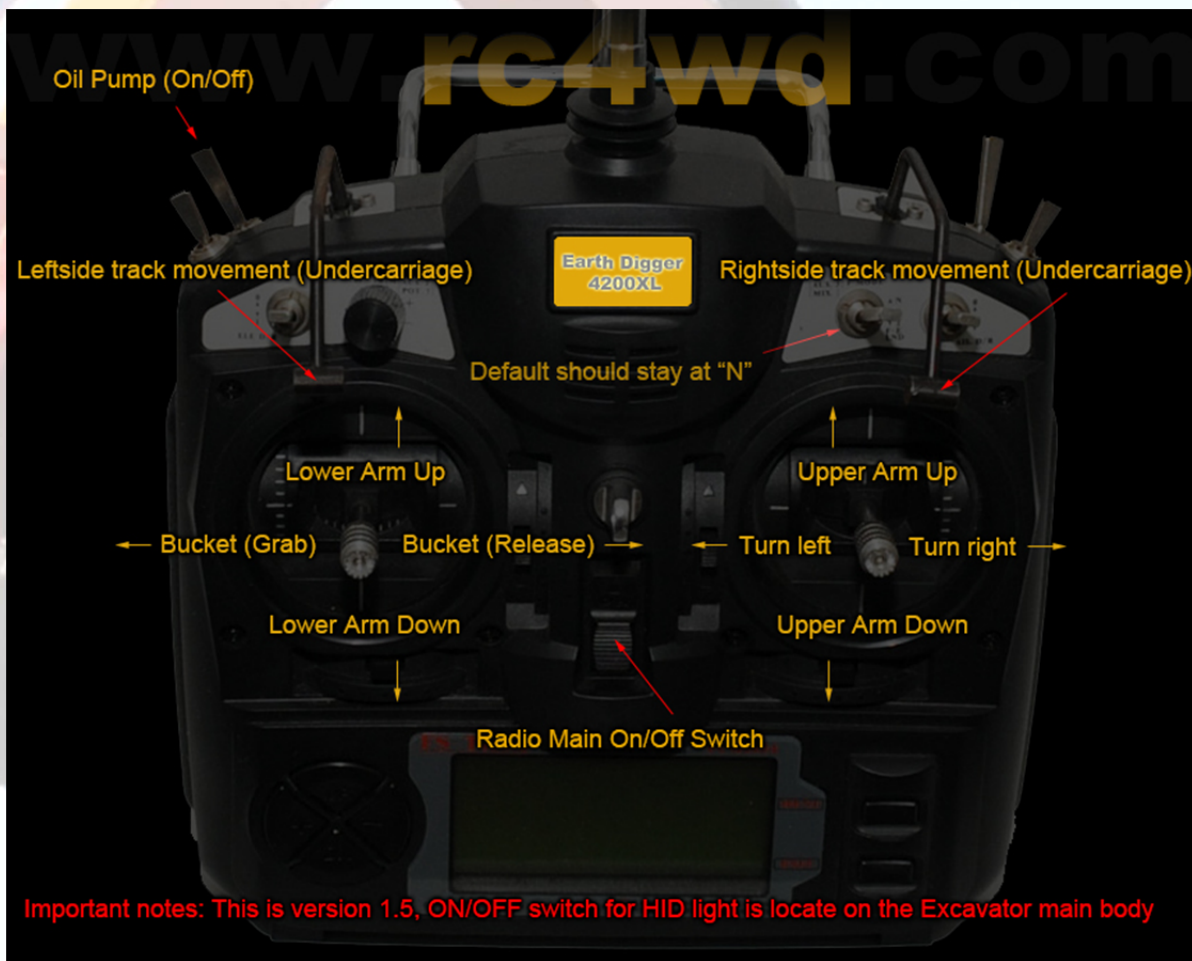
After you switch on the oil pump, the motor turns. Pic. 12



Pic. 12:



The custom 8 Channel 2.4 Ghz radio (VVV-S0024)



Pic. 13:

Before you can use the radio, you must inserting 8 AA batteries (not included). You can use Lipos, too.

For example the 11,2V 3S 2200mAh Lipo (VVV-S0042)

Short instructions:

- Upper Arm up/down
- Lower Arm up/down
- Bucket grab/release
- Turn left/right
- Track Movement left/right or both

**Excavator in action:**

Upper Arm up/down proportional and combine with other functions




Lower Arm up/down proportional and combine with other functions



Bucket grab/release proportional and combine with other functions



You can turn the turntable endless, turn the excavator on the spot. Earth Digger 4200 hydraulic excavator is the most powerful excavator available today, created for the customer who requires reliability and high production in bulk earth moving or construction projects. CNC machined metal parts, fully assembled, ready to dig!



**Dimensions:**

Excavator dimensions

shortest length: 830mm

longest length: 1115mm

From the bottom tot he top oft he cabine: 258mm

Width over the turntable: 240mm

Length over the turntable:350mm

Cabine dimensions

High: 160mm

Length: 140mm

Width 78mm

Track dimensions

Length tracks complete: 373mm

Width tracks complete250mm

High tracks complete80mm

Width one track: 50mm

Maximum high and dig depth

Maximum High: 825mm

Maximum dig depth: 515mm

Weight without battery: 18kg